

Glocal



Glocal

Index

La collezione	4
Glocal & Giulio Cappellini	6
Ispirazioni	14
Decorati	56
Formati e imballi	66
Grandi Lastre	74
Caratteristiche Tecniche	76



Scan to discover Mirage.
Follow us on social media
to stay updated on news
and events.



Ceramiche.Mirage



Mirage_it



Mirage-spa

La collezione

The collection/ La collection/ La colección/
Die Kollektion/ 产品系列



La forza del cemento sta nella neutralità, nell'eccellenza arredativa e nella capacità di poter racchiudere tutta l'identità materica del prodotto ceramico al fine di trasformarlo in un vero contenitore capace di valorizzare tutti i tipi di finiture e di elementi d'arredo.

Mirage ha perfezionato questa caratteristica tipica del cemento spatolato, proponendo una collezione che si esprime in modo delicato e leggero attraverso texture pulite, che richiamano l'anima del cemento nella sua veste più tipicamente originale, senza trascurare una selezionata ricerca di sottili dettagli.

EN - The power of concrete lies in its neutrality, its eclectic decorating style and its ability to embody all the tactile identity of ceramics, transforming them into an authentic container able to enhance all types of finishes and furnishing elements. Mirage has refined this typical characteristic of spattered concrete, coming up with a collection that delicately and lightly expresses clean textures, recalling the most typically original soul of concrete, without neglecting a selected research into subtle details.

FR - La force du béton tient à sa neutralité, son adaptabilité décorative et sa capacité à pouvoir rassembler toute l'identité du matériau céramique pour le transformer en un véritable réceptacle mettant en valeur tous les types de finition et d'éléments d'aménagement. Mirage a perfectionné cette propriété caractéristique du béton spatulé, proposant une collection qui s'exprime de manière délicate et légère à travers des textures propres, évoquant l'âme du béton dans sa quintessence, sans négliger la recherche minutieuse de détails subtils.

ES - La fuerza del cemento está en la neutralidad y en la capacidad de poder encerrar toda la identidad materica del producto cerámico con el fin de transformarlo en un auténtico contenedor que pueda valorizar todos los acabados y elementos de decoración. Mirage ha valorizado esta característica típica del cemento espatulado, proponiendo una colección que se expresa de manera delicada y ligera a través de texturas netas pero profundas, que evocan el alma del cemento en su representación más original, sin obviar una búsqueda seleccionada de los más mínimos detalles.

DE - Die besondere Stärke von Beton und Zement sind der der neutrale Charakter und die ausgesprochene Vielseitigkeit beim Einrichten. Das Material vereint die positiven Materialeigenschaften von Keramikmaterial, eignet sich für ganz unterschiedliche Oberflächenausführungen und bringt Einrichtungselemente hervorragend zur Geltung. Mirage hat diese typische Eigenschaft von Zementspachtelboden perfektioniert und eine Kollektion geschaffen, die diskrete und schlichte, aber gleichzeitig klare Texturen aufweist, die das ursprüngliche Erscheinungsbild von Zement zeigen, ohne dabei aber subtile Oberflächendetails zu vernachlässigen.

ZH - 系列具有树脂的典型涂层效果，与哑光表面形成轻微的光泽对比。至于颜色，除了从冷色调和暖色调的浓色（包括白色以及从灰米色到灰褐色等三种不同的灰色调）外，还增添了三种时尚颜色：赤陶色、芥末色和汽油蓝色，适合于装饰任何类型的空间，打造个性独特的风格。系列具有树脂的典型涂层效果，与哑光表面形成轻微的光泽对比。至于颜色，除了从冷色调和暖色调的浓色（包括白色以及从灰米色到灰褐色等三种不同的灰色调）外，还增添了三种时尚颜色：赤陶色、芥末色和汽油蓝色，适合于装饰任何类型的空间，打造个性独特的风格。

Glocal & Giulio Cappellini

GLOCAL & GIULIO CAPPELLINI: UNA COLLEZIONE RINNOVATA, PER UN DESIGN SENZA TEMPO

Dal 2017, GLOCAL di Mirage ha elevato la semplicità del cemento rasato a nuove dimensioni nel mondo del gres porcellanato. Equilibrando l'universale e il particolare, come evocato dal nome che fonde "globale" e "locale", GLOCAL si è distinta per la sua versatilità, trovando spazio in ambienti privati e grandi scenari pubblici.

Giulio Cappellini, firma di primo piano del design "Made in Italy", ha guidato un delicato rinnovamento di GLOCAL. La collezione è stata arricchita e aggiornata, mantenendo intatta la sua identità originale e rivelando una versione ancora più contemporanea, che riflette in pieno l'eccellenza del design italiano.

Otto nuove tonalità, accompagnate da soluzioni decorative contemporanee, che abbinano il minimalismo essenziale del cemento ad audaci contrasti cromatici e variazioni superficiali. Questa evoluzione rende omaggio alla passione e all'eleganza tipicamente italiane, consolidando la posizione di GLOCAL come punto di riferimento nel panorama del gres porcellanato.

EN - GLOCAL & GIULIO CAPPELLINI: A RENEWED COLLECTION EMBRACING TIMELESS DESIGN

Since 2017, GLOCAL by Mirage has taken the simplicity of smooth concrete up to a new level in the world of porcelain stoneware. By striking a balance between universal and unique, as indicated by the name that blends "global" with "local", GLOCAL has risen above the crowd for its versatility, making it perfect for both residential settings and large public spaces.

Top Italian designer Giulio Cappellini has guided a subtle restyling of GLOCAL, enriching and updating the collection while maintaining its original identity unchanged and revealing an even more contemporary version that fully reflects the excellence of Italian design.

Eight new shades, accompanied by contemporary decorative solutions that team the simple, minimalist appeal of concrete with bold colour contrasts and surface variations. This evolution is a tribute to the passion and elegance that are the hallmark of Italy, consolidating GLOCAL's benchmark position on the porcelain stoneware scene.

DE - GLOCAL & GIULIO CAPPELLINI: EINE ERNEUERTE KOLLEKTION FÜR EIN ZEITLOSES DESIGN

Seit 2017 eröffnen sich mit GLOCAL von Mirage in der Welt des Feinsteinzeugs neue Dimensionen für die Einfachheit von geglättetem Zement. Mit dem richtigen Gleichgewicht zwischen dem Universalen und dem Detail, auf das auch der Name - eine Verschmelzung von „global“ und „local“ - anspielt, zeichnet sich GLOCAL durch seine Vielseitigkeit aus und passt gut in Privatbereiche und große öffentliche Szenarien.

Unter der Leitung von Giulio Cappellini, einem erstrangigen Vertreter des italienischen Designs, wurde GLOCAL auf dezente Art erneuert. Die Kollektion wurde unter Beibehaltung ihrer ursprünglichen Identität bereichert und aktualisiert und zeigt sich hier in einer noch aktuelleren Version, die die Exzellenz des italienischen Designs perfekt verkörpert.

Acht neue Farbtöne in Begleitung zeitgenössischer Dekorationslösungen, in denen der schlichte Minimalismus des Zements mit gewagten Farbkontrasten und Variationen der Oberfläche kombiniert wird. Diese Weiterentwicklung ist eine Hommage an die typisch italienische Leidenschaft und Eleganz und festigt die Positionierung von GLOCAL als Bezugspunkt in der Welt des Feinsteinzeugs.





FR - GLOCAL & GIULIO CAPPELLINI : UNE COLLECTION
RENOUVELÉE, POUR UN DESIGN ATEMPOREL

Depuis 2017, GLOCAL de Mirage a porté la simplicité du ciment rasé à de nouvelles dimensions dans le monde du grès cérame. En équilibrant l'universel et le spécifique, comme l'évoque son nom qui fusionne « global » et « local », GLOCAL s'est distingué par sa polyvalence, en trouvant de l'espace dans des lieux privés et de grands scénarios publics.

Giulio Cappellini, une signature de premier plan du design « Made in Italy », a opéré un délicat renouvellement de GLOCAL. La collection s'est enrichie et actualisée, en conservant son identité d'origine et en dévoilant une version encore plus contemporaine, qui reflète pleinement l'excellence du design italien.

Huit nouvelles tonalités, accompagnées de propositions décoratives contemporaines, qui combinent le minimalisme essentiel du ciment avec des contrastes chromatiques et des variations superficielles audacieux. Cette évolution rend hommage à la passion et à l'élégance typiquement italiennes, en consolidant la position de GLOCAL comme point de référence dans le panorama du grès cérame.

ES - GLOCAL & GIULIO CAPPELLINI: UNA COLECCIÓN
RENOVADA DE DISEÑO ATEMPORAL

Desde 2017, GLOCAL de Mirage ha elevado la sencillez del cemento enrasado a una nueva dimensión en el mundo del gres porcelánico. Al equilibrar lo universal y lo particular, como evoca su nombre que mezcla «global» y «local», GLOCAL se destaca por su versatilidad, pudiendo vestir tanto entornos privados como grandes espacios públicos.

Giulio Cappellini, uno de los principales nombres del diseño «Made in Italy», ha dirigido una delicada renovación de GLOCAL. La colección se ha enriquecido y actualizado, manteniendo intacta su identidad original y revelando una versión aún más contemporánea que refleja plenamente la excelencia del diseño italiano.

Ocho tonos nuevos, que se acompañan con soluciones decorativas contemporáneas, combinan el minimalismo esencial del cemento con atrevidos contrastes de color y variaciones en la superficie. Esta evolución rinde homenaje a la pasión y la elegancia típicamente italianas, afianzando la posición de GLOCAL como punto de referencia en el panorama del gres porcelánico.

ZH - GLOCAL 与 Giulio Cappellini : 永恒设计的更新系列

自 2017 年以来，Mirage 的 GLOCAL 已将光滑混凝土的简洁性提升到瓷质炆器世界的新维度。GLOCAL 的名字融合“全球”和“本地”，在普遍性和特殊性之间取得了平衡，因其多功能性而独树一帜，既可用于私人环境，也可用于大型公共场所。

“意大利制造”设计领域的领军人物 Giulio Cappellini 对 GLOCAL 进行了精心改造。该系列在保持原有特色的基础上进行了更新，展现了一个更加现代的版本，充分体现了意大利设计的卓越性。

八种新色调搭配现代装饰方案，将混凝土的基本极简性义与特别色彩对比和表面变化相结合。这一演变向典型的意大利激情和优雅致敬，巩固了 GLOCAL 作为炆瓷全景参考点的地位。



GIULIO CAPPELLINI

Si laurea in architettura al Politecnico di Milano nel 1979 ed entra come art director nell'azienda di famiglia. Inizia a collaborare con giovani designers come Jasper Morrison, Tom Dixon, Ronan Bouroullec, Piero Lissoni ed altri. Oggi continua a mantenere questo ruolo e disegna dei prodotti per l'azienda. Giulio Cappellini è inoltre art director di Ceramica Flaminia, Icone Luce, Arredoluce ed Istituto Marangoni e per alcuni di questi brand disegna anche dei prodotti.

Si occupa di Superdesign Show a Superstudio Più durante la Milano Design Week. Organizza mostre sul Design in varie parti del Mondo e viene chiamato come visiting professor in varie scuole ed università di design e architettura. Nel 2022 riceve il Compasso d'Oro alla Carriera e nel 2023 viene eletto socio onorario di Altagamma. E' stato invitato alla Presidenza del Senato per parlare dell'eccellenza del Design Made in Italy. Le principali riviste scrivono di lui.

EN - Giulio Cappellini graduated in architecture from the Politecnico di Milano (Scientific-Technological University) in 1979 and subsequently joined his family's business as the art director. He began collaborating with emerging designers such as Jasper Morrison, Tom Dixon, Ronan Bouroullec, Piero Lissoni and others. He maintains his role as art director to this day, overseeing the design of various products for the company. Giulio Cappellini also serves as the art director for Ceramica Flaminia, Icone Luce, Arredoluce and the Marangoni Institute, and designs products for several of these brands.

He curates the Superdesign Show at Superstudiopiù during Milano Design Week and organises design exhibitions in different locations worldwide. Furthermore, he serves as a visiting professor at several design and architecture schools and universities. He received the "Compasso d'Oro" Career award in 2022, and he was elected an honorary member of Altagamma in 2023. He was invited to address the Italian Senate on the excellence of "Made in Italy" Design. He has been featured in prominent publications.

DE - Giulio Cappellini hat 1979 ein Architekturstudium an der Mailänder Universität Politecnico abgeschlossen und danach die Rolle des künstlerischen Leiters im Familienbetrieb erworben. Er beginnt mit jungen Designern wie Jasper Morrison, Tom Dixon, Ronan Bouroullec, Piero Lissoni und anderen zusammenzuarbeiten. Auch heute hat er noch diese Rolle inne und entwirft Produkte für die Firma. Giulio Cappellini ist außerdem Art Director bei Ceramica Flaminia, Icone Luce, Arredoluce, Istituto Marangoni und entwirft für einige dieser Marken auch Produkte.

Während der Milano Design Week kümmert er sich um die Superdesign Show bei Superstudiopiù. Er organisiert Designausstellungen in verschiedenen Teilen der Welt und wird als Gastprofessor in verschiedene Design- und Architekturschulen und -universitäten eingeladen. 2022 erhält er den Preis Compasso d'Oro für die Karriere und 2023 wird er zum Honorarmitglied von Altagamma auserwählt. Er wurde vom Vorsitz des Senates eingeladen, um über die exzellente Qualität des italienischen Designs zu sprechen. Die wichtigsten Fachzeitschriften widmen ihm Artikel.

FR - Giulio Cappellini obtient son diplôme d'architecture à l'École Polytechnique de Milan en 1979 et travaille dans l'entreprise familiale en tant que directeur artistique. Il commence à collaborer avec de jeunes designers comme Jasper Morrison, Tom Dixon, Ronan Bouroullec, Piero Lissoni et d'autres encore. Il continue aujourd'hui de maintenir ce rôle et dessine des produits pour l'entreprise. Giulio Cappellini est également directeur

artistique de Ceramica Flaminia, Icone Luce, Arredoluce et Istituto Marangoni et il dessine aussi des produits pour plusieurs de ces marques.

Il s'occupe de Superdesign Show à Superstudio Più à l'occasion de la Milano Design Week. Il organise des expositions sur le design dans différents pays du monde et est reçu dans plusieurs écoles et universités de design et d'architecture en tant que professeur invité. En 2022, il reçoit le Compasso d'Or de carrière et est élu en 2023 membre honoraire d'Altagamma. Il a été invité à la présidence du Sénat pour parler de l'excellence du Design Made in Italy. Les principaux magazines le mentionnent.

ES - Giulio Cappellini se licencia en arquitectura por el Politécnico de Milán en 1979 y se incorpora a la empresa familiar como director artístico. Empieza a colaborar con jóvenes diseñadores como Jasper Morrison, Tom Dixon, Ronan Bouroullec, Piero Lissoni y otros. Actualmente sigue cubriendo este cargo y diseña productos para la empresa. Giulio Cappellini es también director artístico de Ceramica Flaminia, Icone Luce, Arredoluce e Istituto Marangoni y también diseña productos para algunas de estas marcas. Es comisario de Superdesign Show en Superstudiopiù durante la Milano Design Week.


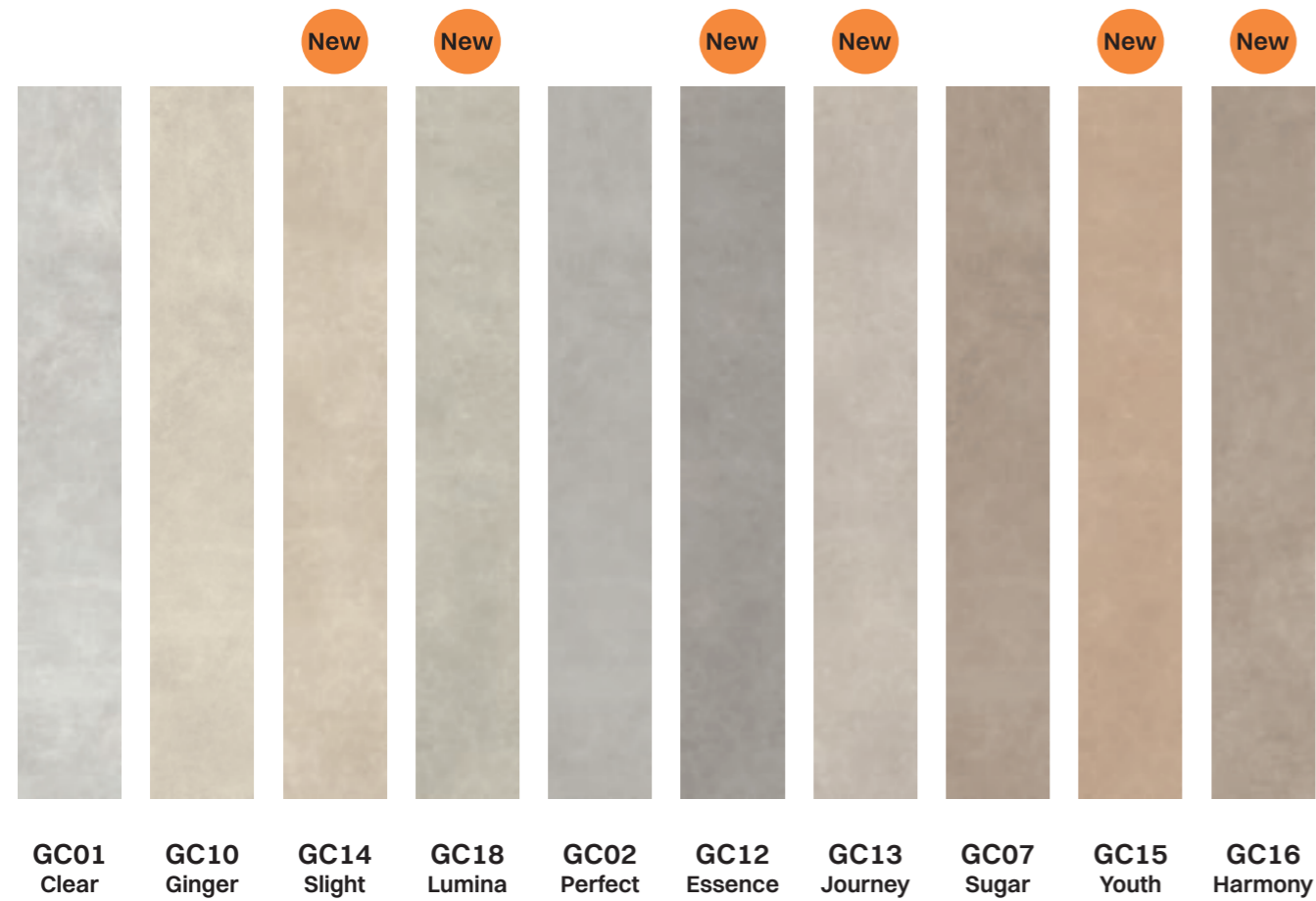
Organiza exposiciones de Diseño en varias partes del mundo y es profesor visitante en varias escuelas y universidades de diseño y arquitectura. En 2022 recibió el Premio Compasso d'Oro a la Trayectoria Profesional y en 2023 fue elegido miembro honorario de Altagamma. Fue invitado por la Presidencia del Senado para hablar de la excelencia del diseño Made in Italy. Le dedican artículos en las principales revistas del sector.

ZH - Giulio Cappellini 于 1979 年毕业于米兰理工大学建筑系，随后加入家族企业担任艺术总监。他开始与 Jasper Morrison、Tom Dixon、Ronan Bouroullec、Piero Lissoni 等年轻设计师合作。如今，他继续担任这一职务，并为公司设计一些产品。Giulio Cappellini 还是 Ceramica Flaminia、Icone Luce、Arredoluce 和 Istituto Marangoni 的艺术总监。

他还为其中一些品牌设计产品。他负责米兰设计周期间在 Superstudiopiù 举办的超级设计展。他在世界各地举办设计展，并被多所设计和建筑院校聘为客座教授。2022 年，他被授予 Compasso d'Oro 职业奖，2023 年，他被选为 Altagamma 荣誉会员。他受邀在参议院议长会议上谈论意大利制造设计的卓越之处。各大杂志撰文介绍他。

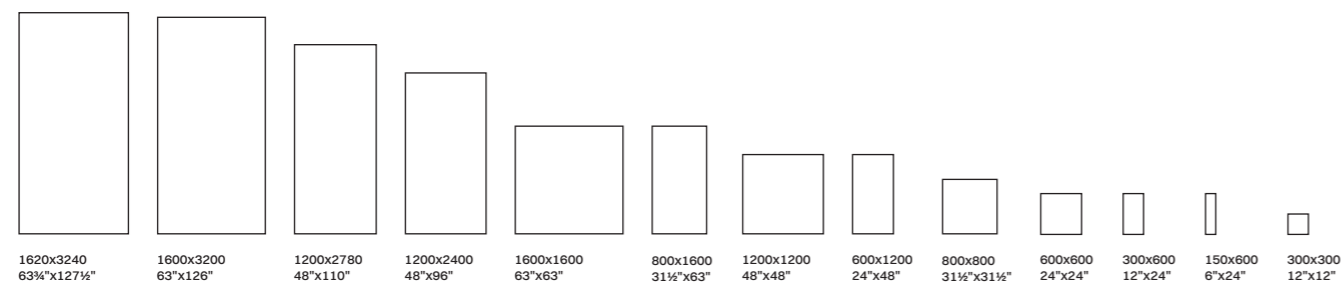
Colori

Colours/ Farben/
Couleurs/ Colores/ 颜色



Formati

Sizes/ Formate/
Formats/ Formatos/ 格式



Spessori

Thicknesses/ Stärken/
Épaisseurs/ Espesores/ 厚度

- 6 mm
- 9 mm
- 12 mm
- 20 mm
- 30 mm

Finiture

Finishes/ Ausführungen/
Finitions/ Acabados/ 饰面

- Naturale
- Spazzolata
- Strutturata
- Silk

Ispirazioni

Inspirations/ Inspirationen/ Inspirations/ Inspiraciones/ 灵感



Floor
Youth GC 15 SP SQ - 600x1200 / 24"x48"

Wall
Youth GC 15 SP SQ - 600x1200 / 24"x48"
Lumina GC 18 SP SQ - 1200x2780 / 48"x110"







Floor
Journey GC 13 SP SQ - 1200x1200 / 48"x48"
Wall
Skin GC 13 - 1200x2780 / 48"x110"



Floor
Journey GC 13 SP SQ - 1200x1200 / 48"x48"

Wall
Skin GC 13 - 1200x2780 / 48"x110"

**Indoor floor**

Harmony GC 16 SP SQ - 1200x1200 / 48"x48"

Outdoor floor

Harmony GC 16 ST SQ - 600x1200 / 24"x48" 20mm EVO_2/E™

Outdoor wall

Brave GC 17 SP SQ - 150x600 / 6"x24"





Indoor floor
Harmony GC 16 SP SQ - 1200x1200 / 48"x48"

Outdoor floor
Harmony GC 16 ST SQ - 600x1200 / 24"x48" 20mm EVO_2/E™

Outdoor wall
Brave GC 17 SP SQ - 150x600 / 6"x24"



Floor
Journey GC 13 SP SQ - 1200x1200 / 48"x48"

Wall
Toffee GC 09 SP SQ - 600x1200 / 24"x48"

Countertop
Mosaico Color Yellow - 300x300 / 12"x12"



Floor
Journey GC 13 SP SQ - 1200x1200 / 48"x48"

Wall
Toffee GC 09 SP SQ - 600x1200 / 24"x48"

Countertop
Mosaico Color Yellow - 300x300 / 12"x12"

**Wall**

Nebula GC 11 SP SQ - 800x1600 / 31½"x63"

Indoor Floor

Nebula GC 11 SP SQ - 1200x1200 / 48"x48"

Outdoor Floor

Type GC 04 ST SQ - 800x800 / 31½"x31½" 20mm EVO_2/ETM





Wall
Nebula GC 11 SP SQ - 800x1600 / 31½"x63"

Indoor Floor
Nebula GC 11 SP SQ - 1200x1200 / 48"x48"

Outdoor Floor
Type GC 04 ST SQ - 800x800 / 31½"x31½" 20mm EVO_2/E™



Floor
Essence GC 12 SP SQ - 1200x1200 / 48"x48"
Wall
Globe Brown GC 06 - 600x600 / 24"x24"



Floor
Essence GC 12 SP SQ - 1200x1200 / 48"x48"

Wall
Absolute GC 06 SP SQ - 1200x2780 / 48"x110"
Globe Brown GC 06 - 600x600 / 24"x24"

Countertop
Essence GC 12 SP SQ - 1200x2780 / 48"x110"



Floor
Absolute GC 06 NAT SQ - 600x1200 / 24"x48"

Wall
Ideal GC 03 SP SQ - 1200x2780 / 48"x110"



Floor
Type GC 04 NAT SQ - 600x600 / 24"x24"

Wall
Type GC 04 NAT SQ - 600x1200 / 24"x48"

Vanity Top
Jewels Statuario Lunensis JW 12 LUC







Indoor floor
Type GC 04 SP SQ - 1200x1200 / 48"x48"

Outdoor floor
Type GC 04 ST SQ - 600x600 / 24"x24" 20mm EVO_2/E™

Gruppi colore. Abbinamenti cromatici consigliati da Giulio Cappellini

Colour Combinations. Suggestions by Giulio Cappellini





Mood #1: Earth
GC 14 - GC 18 - GC 07 - GC 13

Mood #2: Smoke
GC 01 - GC 02 - GC 03 - GC 05

Mood #5: Simplicity
GC 10 - GC 12 - GC 03 - GC 04

Mood #6: Neutrage
GC 15 - GC 17 - GC 16 - GC 08



Mood #3: Mud
GC 11 - GC 04 - GC 03 - GC 09

Mood #4: Autumn
GC 05 - GC 04 - GC 17 - GC 06

Colori

Clear GC 01



Formati Nominali Nominal Sizes	Superficie Finish	Spessore mm Thickness mm
300x300 / 12"x12"	NAT RECT	9
150x600 / 6"x24"	SP RECT	9
300x600 / 12"x24"	NAT / SP / ST RECT	9
600x600 / 24"x24"	NAT / SP / ST RECT	9
800x800 / 31½"x31½"	NAT / SP RECT	9
600x1200 / 24"x48"	NAT / SP / ST RECT	9
800x1600 / 31½"x63"	SP RECT	9
1200x1200 / 48"x48"	SP RECT	9
1200x2400 / 48"x96"	SP RECT	9
600x1200 / 24"x48"	SP RECT	6
1200x1200 / 48"x48"	NAT RECT	6
1200x2780 / 48"x110"	SP RECT	6
1600x1600 / 63"x63"	SP RECT	6
1600x3200 / 63"x126"	SP RECT	6
1620x3240 / 63¾"x127½"	SLK NOT RECT	12

Stucchi consigliati Recommended grouts		
KERAKOLL	05	
MAPEI	111 Grigio Argento	
LATICRETE	88 Silver Shadow	



Colours/ Farben/ Couleurs/ Colores/ 颜色

Ideal GC 03



Formati Nominali Nominal Sizes	Superficie Finish	Spessore mm Thickness mm
300x300 / 12"x12"	NAT RECT	9
150x600 / 6"x24"	SP RECT	9
300x600 / 12"x24"	NAT / SP / ST RECT	9
600x600 / 24"x24"	NAT / SP / ST RECT	9
800x800 / 31½"x31½"	NAT / SP RECT	9
600x1200 / 24"x48"	NAT / SP / ST RECT	9
800x1600 / 31½"x63"	SP RECT	9
1200x1200 / 48"x48"	SP RECT	9
1200x2400 / 48"x96"	SP RECT	9
600x1200 / 24"x48"	SP RECT	6
1200x1200 / 48"x48"	NAT RECT	6
1200x2780 / 48"x110"	SP RECT	6
1600x1600 / 63"x63"	SP RECT	6
1600x3200 / 63"x126"	SP RECT	6
1620x3240 / 63¾"x127½"	SLK NOT RECT	12
600x600 / 24"x24"	ST RECT	20
800x800 / 31½"x31½"	ST RECT	20
600x1200 / 24"x48"	ST RECT	20
1200x1200 / 48"x48"	ST RECT	20
600x600 / 24"x24"	ST RECT	30

Stucchi consigliati Recommended grouts		
KERAKOLL	08	
MAPEI	112 Grigio Medio	
LATICRETE	78 Sterling Silver	



Perfect GC 02



Formati Nominali Nominal Sizes	Superficie Finish	Spessore mm Thickness mm
300x300 / 12"x12"	NAT RECT	9
150x600 / 6"x24"	SP RECT	9
300x600 / 12"x24"	NAT / SP / ST RECT	9
600x600 / 24"x24"	NAT / SP / ST RECT	9
800x800 / 31½"x31½"	NAT / SP RECT	9
600x1200 / 24"x48"	NAT / SP / ST RECT	9
800x1600 / 31½"x63"	SP RECT	9
1200x1200 / 48"x48"	SP RECT	9
1200x2400 / 48"x96"	SP RECT	9
600x1200 / 24"x48"	SP RECT	6
1200x1200 / 48"x48"	NAT RECT	6
1200x2780 / 48"x110"	SP RECT	6
1600x1600 / 63"x63"	SP RECT	6
1600x3200 / 63"x126"	SP RECT	6
600x600 / 24"x24"	ST RECT	20
800x800 / 31½"x31½"	ST RECT	20
600x1200 / 24"x48"	ST RECT	20
1200x1200 / 48"x48"	ST RECT	20

Stucchi consigliati Recommended grouts		
KERAKOLL	06	
MAPEI	110 Manhattan	
LATICRETE	89 Smoke Grey	



Type GC 04



Formati Nominali Nominal Sizes	Superficie Finish	Spessore mm Thickness mm
150x600 / 6"x24"	SP RECT	9
300x600 / 12"x24"	NAT / SP / ST RECT	9
600x600 / 24"x24"	NAT / SP / ST RECT	9
800x800 / 31½"x31½"	NAT / SP RECT	9
600x1200 / 24"x48"	NAT / SP RECT	9
800x1600 / 31½"x63"	SP RECT	9
1200x1200 / 48"x48"	SP RECT	9
1200x2400 / 48"x96"	SP RECT	9
600x600 / 24"x24"	ST RECT	20
800x800 / 31½"x31½"	ST RECT	20
600x1200 / 24"x48"	ST RECT	20
1200x1200 / 48"x48"	ST RECT	20
600x600 / 24"x24"	ST RECT	30

Stucchi consigliati Recommended grouts		
KERAKOLL	36	
MAPEI	113 Grigio Cemento	
LATICRETE	34 Sand Stone	



Classic GC 05



Formati Nominali Nominal Sizes	Superficie Finish	Spessore mm Thickness mm
150x600 / 6"x24"	SP RECT	9
300x600 / 12"x24"	NAT / SP / ST RECT	9
600x600 / 24"x24"	NAT / SP / ST RECT	9
800x800 / 31½"x31½"	NAT / SP RECT	9
600x1200 / 24"x48"	NAT / SP RECT	9
800x1600 / 31½"x63"	SP RECT	9
1200x1200 / 48"x48"	SP RECT	9
1200x2400 / 48"x96"	SP RECT	9
600x600 / 24"x24"	ST RECT	20
800x800 / 31½"x31½"	ST RECT	20
600x1200 / 24"x48"	ST RECT	20
1200x1200 / 48"x48"	ST RECT	20
600x600 / 24"x24"	ST RECT	30

Stucchi consigliati Recommended grouts	
KERAKOLL	10
MAPEI	114 Antracite
LATICRETE	45 Raven



Sugar GC 07



Formati Nominali Nominal Sizes	Superficie Finish	Spessore mm Thickness mm
150x600 / 6"x24"	SP RECT	9
300x600 / 12"x24"	NAT / SP / ST RECT	9
600x600 / 24"x24"	NAT / SP / ST RECT	9
800x800 / 31½"x31½"	NAT / SP RECT	9
600x1200 / 24"x48"	NAT / SP / ST RECT	9
800x1600 / 31½"x63"	SP RECT	9
1200x1200 / 48"x48"	SP RECT	9
1200x2400 / 48"x96"	SP RECT	9
600x1200 / 24"x48"	SP RECT	6
1200x1200 / 48"x48"	NAT RECT	6
1200x2780 / 48"x110"	SP RECT	6
1600x1600 / 63"x63"	SP RECT	6
1600x3200 / 63"x126"	SP RECT	6
1620x3240 / 63¾"x127½"	SLK NOT RECT	12
600x600 / 24"x24"	ST RECT	20
800x800 / 31½"x31½"	ST RECT	20
600x1200 / 24"x48"	ST RECT	20
1200x1200 / 48"x48"	ST RECT	20

Stucchi consigliati Recommended grouts	
KERAKOLL	35
MAPEI	112 Grigio Medio
LATICRETE	78 Sterling Silver



Absolute GC 06



Formati Nominali Nominal Sizes	Superficie Finish	Spessore mm Thickness mm
150x600 / 6"x24"	SP RECT	9
300x600 / 12"x24"	NAT / SP / ST RECT	9
600x600 / 24"x24"	NAT / SP / ST RECT	9
800x800 / 31½"x31½"	NAT / SP RECT	9
600x1200 / 24"x48"	NAT / SP RECT	9
800x1600 / 31½"x63"	SP RECT	9
1200x1200 / 48"x48"	SP RECT	9
600x1200 / 24"x48"	SP RECT	6
1200x1200 / 48"x48"	NAT RECT	6
1200x2780 / 48"x110"	SP RECT	6
600x600 / 24"x24"	ST RECT	20
800x800 / 31½"x31½"	ST RECT	20
600x1200 / 24"x48"	ST RECT	20
1200x1200 / 48"x48"	ST RECT	20

Stucchi consigliati Recommended grouts	
KERAKOLL	11
MAPEI	114 Antracite
LATICRETE	45 Raven



Chamois GC 08



Formati Nominali Nominal Sizes	Superficie Finish	Spessore mm Thickness mm
150x600 / 6"x24"	SP RECT	9
300x600 / 12"x24"	NAT / SP / ST RECT	9
600x600 / 24"x24"	NAT / SP / ST RECT	9
800x800 / 31½"x31½"	NAT / SP RECT	9
600x1200 / 24"x48"	NAT / SP RECT	9
800x1600 / 31½"x63"	SP RECT	9
1200x1200 / 48"x48"	SP RECT	9
600x600 / 24"x24"	ST RECT	20
800x800 / 31½"x31½"	ST RECT	20
600x1200 / 24"x48"	ST RECT	20
1200x1200 / 48"x48"	ST RECT	20
600x600 / 24"x24"	ST RECT	30

Stucchi consigliati Recommended grouts	
KERAKOLL	46
MAPEI	112 Grigio Medio
LATICRETE	78 Sterling Silver



Toffee GC 09



Formati Nominali Nominal Sizes	Superficie Finish	Spessore mm Thickness mm
150x600 / 6"x24"	SP RECT	9
300x600 / 12"x24"	NAT / SP / ST RECT	9
600x600 / 24"x24"	NAT / SP / ST RECT	9
800x800 / 31½"x31½"	NAT / SP RECT	9
600x1200 / 24"x48"	NAT / SP RECT	9
800x1600 / 31½"x63"	SP RECT	9
1200x1200 / 48"x48"	SP RECT	9

Stucchi consigliati Recommended grouts		
KERAKOLL	36	
MAPEI	114 Antracite	
LATICRETE	45 Raven	



New Nebula GC 11



Formati Nominali Nominal Sizes	Superficie Finish	Spessore mm Thickness mm
150x600 / 6"x24"	SP RECT	9
300x600 / 12"x24"	NAT / SP / ST RECT	9
600x600 / 24"x24"	NAT / SP / ST RECT	9
800x800 / 31½"x31½"	NAT / SP RECT	9
600x1200 / 24"x48"	NAT / SP / ST RECT	9
800x1600 / 31½"x63"	SP RECT	9
1200x1200 / 48"x48"	SP RECT	9
1200x2780 / 48"x110"	SP RECT	6

Stucchi consigliati Recommended grouts		
KERAKOLL	35	
MAPEI	112 Grigio Medio	
LATICRETE	78 Sterling Silver	



Ginger GC 10



Formati Nominali Nominal Sizes	Superficie Finish	Spessore mm Thickness mm
150x600 / 6"x24"	SP RECT	9
300x600 / 12"x24"	NAT / SP / ST RECT	9
600x600 / 24"x24"	NAT / SP / ST RECT	9
800x800 / 31½"x31½"	NAT / SP RECT	9
600x1200 / 24"x48"	NAT / SP / ST RECT	9
800x1600 / 31½"x63"	SP RECT	9
1200x1200 / 48"x48"	SP RECT	9
1200x2400 / 48"x96"	SP RECT	9
600x1200 / 24"x48"	SP RECT	6
1200x1200 / 48"x48"	NAT RECT	6
1200x2780 / 48"x110"	SP RECT	6
1600x1600 / 63"x63"	SP RECT	6
1600x3200 / 63"x126"	SP RECT	6

Stucchi consigliati Recommended grouts		
KERAKOLL	43	
MAPEI	111 Grigio Argento	
LATICRETE	88 Silver Shadow	



New Essence GC 12



Formati Nominali Nominal Sizes	Superficie Finish	Spessore mm Thickness mm
150x600 / 6"x24"	SP RECT	9
300x600 / 12"x24"	NAT / SP / ST RECT	9
600x600 / 24"x24"	NAT / SP / ST RECT	9
800x800 / 31½"x31½"	NAT / SP RECT	9
600x1200 / 24"x48"	NAT / SP / ST RECT	9
800x1600 / 31½"x63"	SP RECT	9
1200x1200 / 48"x48"	SP RECT	9
1200x2780 / 48"x110"	SP RECT	6

Stucchi consigliati Recommended grouts		
KERAKOLL	06	
MAPEI	110 Manhattan	
LATICRETE	89 Smoke Grey	



New Journey GC 13



Formati Nominali Nominal Sizes	Superficie Finish	Spessore mm Thickness mm
150x600 / 6"x24"	SP RECT	9
300x600 / 12"x24"	NAT / SP / ST RECT	9
600x600 / 24"x24"	NAT / SP / ST RECT	9
800x800 / 31½"x31½"	NAT / SP RECT	9
600x1200 / 24"x48"	NAT / SP / ST RECT	9
800x1600 / 31½"x63"	SP RECT	9
1200x1200 / 48"x48"	SP RECT	9
1200x2780 / 48"x110"	SP RECT	6

Stucchi consigliati Recommended grouts		
KERAKOLL	05	
MAPEI	111 Grigio Argento	
LATICRETE	88 Silver Shadow	



New Youth GC 15



Formati Nominali Nominal Sizes	Superficie Finish	Spessore mm Thickness mm
150x600 / 6"x24"	SP RECT	9
300x600 / 12"x24"	NAT / SP / ST RECT	9
600x600 / 24"x24"	NAT / SP / ST RECT	9
800x800 / 31½"x31½"	NAT / SP RECT	9
600x1200 / 24"x48"	NAT / SP / ST RECT	9
800x1600 / 31½"x63"	SP RECT	9
1200x1200 / 48"x48"	SP RECT	9
1200x2780 / 48"x110"	SP RECT	6
600x600 / 24"x24"	ST RECT	20
800x800 / 31½"x31½"	ST RECT	20
600x1200 / 24"x48"	ST RECT	20

Stucchi consigliati Recommended grouts		
KERAKOLL	06	
MAPEI	110 Manhattan	
LATICRETE	89 Smoke Grey	



New Slight GC 14



Formati Nominali Nominal Sizes	Superficie Finish	Spessore mm Thickness mm
150x600 / 6"x24"	SP RECT	9
300x600 / 12"x24"	NAT / SP / ST RECT	9
600x600 / 24"x24"	NAT / SP / ST RECT	9
800x800 / 31½"x31½"	NAT / SP RECT	9
600x1200 / 24"x48"	NAT / SP / ST RECT	9
800x1600 / 31½"x63"	SP RECT	9
1200x1200 / 48"x48"	SP RECT	9
1200x2780 / 48"x110"	SP RECT	6
600x600 / 24"x24"	ST RECT	20
800x800 / 31½"x31½"	ST RECT	20
600x1200 / 24"x48"	ST RECT	20

Stucchi consigliati Recommended grouts		
KERAKOLL	05	
MAPEI	111 Grigio Argento	
LATICRETE	88 Silver Shadow	



New Harmony GC 16



Formati Nominali Nominal Sizes	Superficie Finish	Spessore mm Thickness mm
150x600 / 6"x24"	SP RECT	9
300x600 / 12"x24"	NAT / SP / ST RECT	9
600x600 / 24"x24"	NAT / SP / ST RECT	9
800x800 / 31½"x31½"	NAT / SP RECT	9
600x1200 / 24"x48"	NAT / SP / ST RECT	9
800x1600 / 31½"x63"	SP RECT	9
1200x1200 / 48"x48"	SP RECT	9
600x600 / 24"x24"	ST RECT	20
800x800 / 31½"x31½"	ST RECT	20
600x1200 / 24"x48"	ST RECT	20

Stucchi consigliati Recommended grouts		
KERAKOLL	35	
MAPEI	112 Grigio Medio	
LATICRETE	78 Sterling Silver	



New Brave GC 17



Formati Nominali Nominal Sizes	Superficie Finish	Spessore mm Thickness mm
150x600 / 6"x24"	SP RECT	9
300x600 / 12"x24"	NAT / SP / ST RECT	9
600x600 / 24"x24"	NAT / SP / ST RECT	9
800x800 / 31½"x31½"	NAT / SP RECT	9
600x1200 / 24"x48"	NAT / SP / ST RECT	9
800x1600 / 31½"x63"	SP RECT	9
1200x1200 / 48"x48"	SP RECT	9

Stucchi consigliati Recommended grouts		
KERAKOLL	35	
MAPEI	112 Grigio Medio	
LATICRETE	78 Sterling Silver	



Iron GC 20



Formati Nominali Nominal Sizes	Superficie Finish	Spessore mm Thickness mm
150x600 / 6"x24"	SP RECT	9
300x600 / 12"x24"	SP RECT	9
600x600 / 24"x24"	SP RECT	9
800x800 / 31½"x31½"	SP RECT	9
600x1200 / 24"x48"	SP RECT	9
1200x2780 / 48"x110"	SP RECT	6
1600x1600 / 63"x63"	SP RECT	6
1600x3200 / 63"x126"	SP RECT	6
1620x3240 / 63¾"x127½"	SLK NOT RECT	12

Stucchi consigliati Recommended grouts		
KERAKOLL	11	
MAPEI	114 Antracite	
LATICRETE	45 Raven	



New Lumina GC 18




Formati Nominali Nominal Sizes	Superficie Finish	Spessore mm Thickness mm
150x600 / 6"x24"	SP RECT	9
300x600 / 12"x24"	NAT / SP RECT	9
600x600 / 24"x24"	NAT / SP RECT	9
800x800 / 31½"x31½"	NAT / SP RECT	9
600x1200 / 24"x48"	NAT / SP RECT	9
800x1600 / 31½"x63"	SP RECT	9
1200x1200 / 48"x48"	SP RECT	9
1200x2780 / 48"x110"	SP RECT	6

Stucchi consigliati Recommended grouts		
KERAKOLL	05	
MAPEI	111 Grigio Argento	
LATICRETE	88 Silver Shadow	



Corten GC 21




Formati Nominali Nominal Sizes	Superficie Finish	Spessore mm Thickness mm
150x600 / 6"x24"	SP RECT	9
300x600 / 12"x24"	SP RECT	9
600x600 / 24"x24"	SP RECT	9
800x800 / 31½"x31½"	SP RECT	9
600x1200 / 24"x48"	SP RECT	9
1200x2780 / 48"x110"	SP RECT	6

Stucchi consigliati Recommended grouts		
KERAKOLL	28	
MAPEI	113 Grigio Cemento	
LATICRETE	34 Sand Stone	



Decori



Soluzioni decorative sviluppate con una sapiente miscelazione di contrasti cromatici e di superfici lucide/opache, che traggono ispirazione dalle moderne architetture, in particolare quelle giapponesi.

Elementi rotondi e quadrati impressi nelle lastre ottenuti con tecnologie moderne che tuttavia evocano la maestria della mano umana. In questo modo, le decorazioni diventano veri e propri elementi architettonici che permettono di realizzare le più svariate composizioni.

Decorations/ Dekore/ Décorations/ Decoraciones/ 装饰

EN - Decorative solutions developed with a skilful combination of contrasts between colours and glossy/mat finishes, inspired by modern architecture, in particular from Japan.

Round and square elements impressed on the tiles, obtained using modern technologies, yet reminiscent of the touch of the craftsman's hand, for decorations that become authentic architectural elements, allowing for a huge variety of compositions.

DE - Mit einer gelungenen Mischung aus Farbkontrasten und matten/glänzenden Oberflächen entwickelte Dekorationslösungen, deren Vorbild die moderne Architektur war, insbesondere die japanische.

In Platten eingeprägte runde und quadratische Elemente, die mit modernen Technologien erzielt werden, die aber an die Kunstfertigkeit von Menschenhand erinnern. Auf diese Art werden die Dekorationen zu wahren Elementen der Architektur, die die Umsetzung unterschiedlichster Kombinationen ermöglichen.

FR - Des solutions décoratives développées avec un savant mélange de contrastes chromatiques et de surfaces brillantes/mates, qui tirent leurs inspirations des architectures modernes, en particulier celles du Japon.




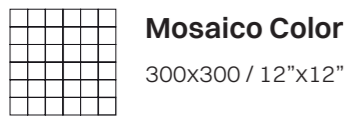


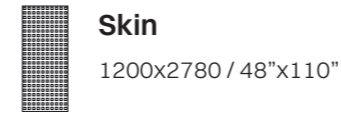
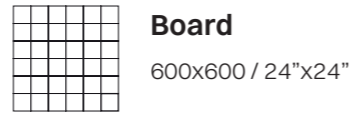
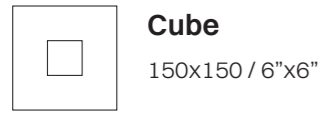
Des éléments ronds et carrés imprimés dans les plaques obtenues avec des technologies modernes qui rappellent cependant la maestria de la main humaine. Ainsi, les décorations deviennent des éléments architecturaux à part entière qui permettent de réaliser les compositions les plus variées.

ES - Las soluciones decorativas son desarrolladas con una hábil mezcla de contrastes cromáticos y superficies pulidas/mates, que se inspiran en la arquitectura moderna, especialmente en la japonesa.

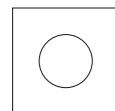
Los elementos redondos y cuadrados se imprimen en las placas obtenidas con tecnologías modernas que, sin embargo, evocan la maestría de la mano del hombre. Las decoraciones se convierten así en auténticos elementos arquitectónicos que permiten una gran variedad de composiciones.

ZH - 从现代建筑，尤其是日本建筑中汲取灵感，巧妙地将色彩对比和光面/哑光表面融合在一起，开发出装饰解决方案。

圆形和方形元素印在采用现代技术制作的石板上，让人联想到手工的精湛技艺。通过这种方式，装饰品成为真正的建筑元素，使实现多种多样的构图。




Mosaico Color: Decoro su rete / Mesh-backed decoration
Mosaici Color, Cube, Skin, Board: Adatti esclusivamente per applicazione a rivestimento / Decorations for wall use only



Globe

600x600 / 24"x24"




Blue
GC 01 Clear



Red
GC 10 Ginger




Orange
GC 02 Perfect



Yellow
GC 12 Essence



Turquoise
GC 13 Journey

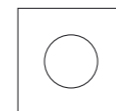


Green
GC 11 Nebula



Brown
GC 06 Absolute

Globe, Globe Skin: Adatti esclusivamente per applicazione a rivestimento / Decorations for wall use only



Globe Skin

600x600 / 24"x24"



GC 01 Clear



GC 10 Ginger



GC 02 Perfect




GC 12 Essence



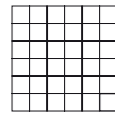
GC 13 Journey



GC 11 Nebula




GC 06 Absolute



Mosaico 36T NAT


300x300 / 12"x12"
Tessere 48 x 48 / 2"x2"




GC 01 Clear **GC 02** Perfect **GC 03** Ideal **GC 04** Type **GC 05** Classic



GC 06 Absolute **GC 07** Sugar **GC 08** Chamois **GC 09** Toffee **GC 10** Ginger




GC 11 Nebula **GC 12** Essence **GC 13** Journey **GC 14** Slight **GC 15** Youth




GC 16 Harmony **GC 17** Brave **GC 18** Lumina **GC 20** Iron SP **GC 21** Corten SP

Decoro su rete




Mattoncino NAT

300x300 / 12"x12"
Tessere 48 x 48 / 2"x2"



GC 01 Clear **GC 02** Perfect **GC 03** Ideal **GC 04** Type **GC 05** Classic



GC 06 Absolute **GC 07** Sugar **GC 08** Chamois **GC 09** Toffee **GC 10** Ginger




GC 11 Nebula **GC 12** Essence **GC 13** Journey **GC 14** Slight **GC 15** Youth




GC 16 Harmony **GC 17** Brave **GC 18** Lumina **GC 20** Iron SP **GC 21** Corten SP

Decoro su rete



Knit NAT

300x300 / 12"x12"
Tessere 24 x 48 / 1"x2"



Cold


- GC 01 Clear
- GC 02 Perfect
- GC 03 Ideal



Warm


- GC 07 Sugar
- GC 08 Chamois
- GC 09 Toffee

Decoro su rete



Depot SP

600x600 / 24"x24"



GC 06 Absolute



Ensemble NAT

300x300 / 12"x12"



GC02 Perfect










GC07 Sugar

Decoro in linea












Riassuntivo formati e imballi

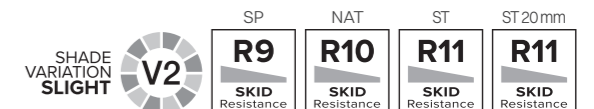
Summary of sizes and packaging / Übersicht über Formate und Verpackungen
Récapitulatif formats et emballages / Sinóptico de formatos y embalajes










		 New					
	1200x2400 48"x96"	800x1600 31½"x63"	1200x1200 48"x48"	600x1200 24"x48"	600x1200 24"x48"	600x1200 24"x48"	800x800 31½"x31½"
Spessore - Thickness	± 9 mm	± 9 mm	± 9 mm	± 9 mm	± 9 mm	± 9 mm	± 9 mm
Superficie - Surface	SP	SP	SP	NAT	SP	ST	NAT
Clear GC 01	TY01	BSH9	TX92	TF85	TY75	UA50	AHC3
Perfect GC 02	TY02	BSI0	TX93	TF86	TY76	UA51	AHY4
Ideal GC 03	TY03	BSI1	TX94	TF87	TY77	UA52	AHC4
Type GC 04	TY04	BSI2	TX95	TF88	TY78	-	AHY5
Classic GC 05	TY05	BSI3	TX96	TF89	TY79	-	AHY6
Absolute GC 06	-	BSI4	TX97	TF90	TY80	UA53	AHY7
Sugar GC 07	TY07	BSI5	TX98	TO20	TY81	UA54	AHY8
Chamois GC 08	-	BSI6	TX99	TO21	TY82	-	AHC5
Toffee GC 09	-	BSI7	TY00	TO22	TY83	-	AHY9
Ginger GC 10	UM02	BSI8	UM01	UK75	UK74	UK76	AHC8
Nebula GC 11	-	BSI9	BOR8	BRF4	BOU1	BRF7	BRW8
Essence GC 12	-	BSJ0	BOS1	BRF5	BOU2	BRF8	BRW9
Journey GC 13	-	BSJ1	BOS4	BRF6	BOU3	BRF9	BRX0
Slight GC 14	-	BSJ2	BOS7	BOH8	BOI2	BRG0	BRX1
Youth GC 15	-	BSJ3	BOT0	BOH9	BOI3	BRG1	BRX2
Harmony GC 16	-	BSJ4	BOT3	BOI0	BOI4	BRG2	BRX3
Brave GC 17	-	BSJ5	BOT6	A	BOU4	BRG3	BRX4
Lumina GC 18	-	BSJ6	BOT9	BOI1	BOU5	-	BRX5
Iron GC 20	-	-	-	-	TO23	-	-
Corten GC 21	-	-	-	-	TO24	-	-
Peso lordo per scatola Gross weight per box		55,12	61,56	30,00	30,00	29,30	25,53
Pezzi per scatola Pieces for box		2	2	2	2	2	2
Mq. scatola Mq. box	Please refer to mirage.it	2,56	2,88	1,44	1,44	1,44	1,28
Scatole per full pallet Boxes per full pallet		16	20	35	35	35	48
Mq./pallet		40,96	57,60	50,40	50,40	50,40	61,44








New

								
800x800 31½"x31½"	600x600 24"x24"	600x600 24"x24"	600x600 24"x24"	300x600 12"x24"	300x600 12"x24"	300x600 12"x24"	150x600 6"x24"	300x300 12"x12"
± 9 mm	± 9 mm	± 9 mm	± 9 mm	± 9 mm	± 9 mm	± 9 mm	± 9 mm	± 9 mm
SP	NAT	SP	ST	NAT	SP	ST	SP	NAT
AHZ0	TF91	TO53	TM20	TF97	TO61	TH79	TO75	TH71
AHZ1	TF92	TO54	TM21	TF98	TO62	TH80	TO76	TH72
AHZ2	TF93	TO55	TM22	TF99	TO63	TH81	TO77	TH73
AHZ3	TF94	TO56	TM23	TG00	TO64	TH82	TO78	-
AHZ4	TF95	TO57	TM24	TG01	TO65	TH83	TO79	-
AHZ5	TF96	TO58	TM25	TG02	TO66	TH84	TO80	-
AHZ6	TN76	TO59	TO51	TO70	TO67	TO85	TO81	-
AHZ7	TN77	TO37	TO36	TO71	TO68	TO86	TO82	-
AHZ8	TN78	TO60	TO52	TO72	TO69	TO87	TO83	-
AHC2	UK73	UK70	UK72	UK69	UK68	UK71	UK67	-
BRK7	BRC9	BRC2	BRE7	BRA7	BQZ9	BRB5	A	-
BRK8	BRD0	BRC3	BRE8	BRA8	BRA0	BRB6	A	-
BRK9	BRD1	BNO5	BRE6	BRA9	BRA1	BRB7	A	-
BRL0	BRD2	BRC4	BRE9	BRB0	BRA2	BRB8	A	-
BRL1	BRD3	BRC5	BRF0	BRB1	BRA3	BRB9	A	-
BRL2	BRD4	BRC6	BRF1	BRB2	BRA4	BRC0	A	-
BRL3	BRD5	BRC7	BRF2	BRB3	BRA5	BRC1	A	-
BRL4	BRE5	BRC8	-	BRB4	BRA6	-	A	-
AJG5	-	TN48	-	-	TO73	-	TS40	-
AJG6	-	TN49	-	-	TO74	-	TS41	-
27,36	22,13	22,13	22,13	25,58	25,58	25,58	26,92	19,73
2	3	3	3	7	7	7	14	12
1,28	1,08	1,08	1,08	1,26	1,26	1,26	1,26	1,08
48	40	40	40	40	40	40	40	48
61,44	43,20	43,20	43,20	50,40	50,40	50,40	50,40	51,84

NAT: Naturale_Natural SP: Spazzolato ST: Strutturato_Structured

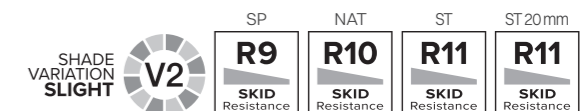


				
Spessore - Thickness	1620x3240 63¾"x127½"	1600x3200 63"x126"	1600x1600 63"x63"	1200x2780 48"x110"
Superficie - Surface	± 12 mm SLK NO SQ	± 6 mm SP	± 6 mm SP	± 6 mm SP
Clear GC 01	UA32	TQ22	TT96	UH54
Perfect GC 02	-	TQ23	TT97	UI35
Ideal GC 03	TT45	TO06	TT98	UH55
Type GC 04	-	-	-	-
Classic GC 05	-	-	-	-
Absolute GC 06	-	-	-	UH53
Sugar GC 07	UL17	TQ25	TT99	UH56
Chamois GC 08	-	-	-	-
Toffee GC 09	-	-	-	-
Ginger GC 10	-	TQ27	UM03	UI37
Nebula GC 11	-	-	-	BOJ7
Essence GC 12	-	-	-	BPG3
Journey GC 13	-	-	-	BOL3
Slight GC 14	-	-	-	BOJ0
Youth GC 15	-	-	-	BPF7
Harmony GC 16	-	-	-	-
Brave GC 17	-	-	-	-
Lumina GC 18	-	-	-	BPG0
Iron GC 20	UL33	TQ28	TU02	UI28
Corten GC 21	-	-	-	UI29
 Peso lordo per scatola Gross weight per box	Please refer to website www.mirage.it			
 Pezzi per scatola Pieces for box				
 Mq. scatola Mq. box				
 Scatole per full pallet Boxes per full pallet				
 Mq./pallet				

							
1200x1200 48"x48"	600x1200 24"x48"	600x600 24"x24"	800x800 31½"x31½"	600x1200 24"x48"	1200x1200 48"x48"	600x600 24"x24"	
± 6 mm NAT	± 6 mm SP	± 20 mm ST	± 20 mm ST	± 20 mm ST	± 20 mm ST	± 30 mm ST	
AIP3	A	-	-	-	-	-	
AIP4	A	BHM4	ASE0	BIN6	AQV0	-	
AIP5	A	TG50	ASE1	UK62	UL47	UQ44	
-	-	TG51	ASE2	UK63	ARI2	UQ45	
-	-	TG52	ASE3	UK64	APG7	UQ46	
AIP6	A	TG53	ASE4	UK65	TT73	-	
AIP7	A	BHM5	ASE5	BIN7	BHM7	-	
-	-	TN75	ASE6	UK66	ARI3	UQ47	
-	-	-	-	-	-	-	
AIP8	A	-	-	-	-	-	
-	-	-	-	-	-	-	
-	-	-	-	-	-	-	
-	-	-	-	-	-	-	
-	-	-	-	-	-	-	
-	-	-	-	-	-	-	
-	-	-	-	-	-	-	
-	-	-	-	-	-	-	
-	-	-	-	-	-	-	
41,44	-	32,57	29,70	33,40	Please refer to mirage.it	23,68	
2	3	2	1	1		1	
2,88	2,16	0,72	0,64	0,72		0,36	
20	24	30	42	35		40	
57,60	51,84	21,60	26,88	25,20		14,40	

A: Disponibile _ Available

NAT: Naturale_Natural SP: Spazzolato ST: Strutturato_Structured



	Gradino A 300x600 12"x24"		Gradino A 330x800 13 ¹ / ₅ "x31 ¹ / ₂ "		Gradino A 330x1200 13 ¹ / ₅ "x48"		Gradino G 300x600 12"x24"		Gradino G 330x800 13 ¹ / ₅ "x31 ¹ / ₂ "	
	NAT	SP	NAT	SP	NAT	SP	NAT	SP	NAT	SP
Spessore - Thickness										
Superficie - Surface										
Clear GC 01	TI79	TS66	AWT5	AXO0	ATD5	ATE3	TI93	TS72	AUR9	AVM7
Perfect GC 02	TI80	TS67	AWT6	AXO1	ATD6	ATE4	TI94	TS73	AUS0	AVM8
Ideal GC 03	TI81	TS68	AWT7	AXO2	ATD7	ATF0	TI95	TS74	AUS1	AVM9
Type GC 04	TI82	TS69	AWT8	AXO3	ATD8	ATE6	TI96	TS75	AUS2	AVN0
Classic GC 05	TI83	TS70	AWT9	AXO4	ATE0	ATF1	TI97	TS76	AUS3	AVN1
Absolute GC 06	TI84	TS71	AWU0	AXO5	ATD9	ATE5	TI98	TS77	AUS4	AVN2
Sugar GC 07	TP11	TP10	AWU1	AXO6	BBN8	ATE7	TP24	TP23	AUS5	AVM6
Chamois GC 08	TP13	TP12	AWU2	AWT2	BON1	ATE8	TP26	TP25	AUS6	AVN3
Toffee GC 09	TP15	TP14	AWU3	AXO7	BBN9	ATE9	TP28	TP27	AUS7	AVN4
Ginger GC 10	AN06	AN07	AWU4	AXO8	ATE1	ATE2	ACV9	AN08	AUS8	AVN5
Nebula GC 11	A	A	A	A	A	A	BSM9	BSM1	BSO5	BSN7
Essence GC 12	A	A	A	A	A	A	BSN0	BSM2	BSO6	BSN8
Journey GC 13	A	A	A	A	A	A	BSN1	BSM3	BSO7	BSN9
Slight GC 14	A	A	A	A	A	A	BSN2	BSM4	BSO8	BSO0
Youth GC 15	A	A	A	A	A	A	BSN3	BSM5	BSO9	BSO1
Harmony GC 16	A	A	A	A	A	A	BSN4	BSM6	BSP0	BSO2
Brave GC 17	A	A	A	A	A	A	BSN5	BSM7	BSP1	BSO3
Lumina GC 18	A	A	A	A	A	A	BSN6	BSM8	BSP2	BSO4
Iron GC 20	-	TP16	-	AXO9	-	TP21	-	TP29	-	AXP1
Corten GC 21	-	TP17	-	AXP0	-	TP22	-	TP30	-	AXP2
Pezzi per scatola Pieces for box	7		7		4		7		7	

New

Gradino B 330x600 13 ¹ / ₅ "x24"		Gradino B 330x800 13 ¹ / ₅ "x31 ¹ / ₂ "		Gradino B 330x1200 13 ¹ / ₅ "x48"		Gr. B Ang. 330x330 13 ¹ / ₅ "x13 ¹ / ₅ "		Battiscopa 72x600 2 ⁷ / ₈ "x24"	Battiscopa 72x800 2 ⁷ / ₈ "x31 ¹ / ₂ "	Copertina 2.0 300x600 12"x24" ± 20 mm	Unico 2.0 300x600 12"x24" ± 20 mm
NAT	SP	NAT	SP	NAT	SP	NAT	SP	SP	SP	ST	ST
TL06	TS54	AVW0	BBO2	TL18	UJ23	TL12	TS60	TS48	AUL3	-	-
TL07	TS55	AVV0	BBO3	TL19	ACW8	TL13	TS61	TS49	AUL4	-	-
TL08	TS56	AVW1	BBO4	TL20	UA38	TL14	TS62	TS50	AUL5	BLP0	BLL0
TL09	TS57	AVW2	BBO5	TL21	UP11	TL15	TS63	TS51	AUL6	BLP1	BLL1
TL10	TS58	AVW3	BBO7	TL22	UA48	TL16	TS64	TS52	AUL7		BLL2
TL11	TS59	AVW4	BBO6	TL23	AHX2	TL17	TS65	TS53	AUL8	BLP2	BLL3
T097	T096	AVV9	BBO8	TP05	UH61	TO89	TO88	TP36	AUL9	-	-
T099	T098	AVW5	BBO9	TP06	AGE9	TO91	TO90	TP37	AUM0	-	BLL4
TP02	TP01	AVW6	BBP0	TP07	ANF4	TO93	TO92	TP38	AUM1	-	-
AYD3	ANP1	AVW7	BBP1	AAJ6	AQD5	ANP0	ANP2	AAP2	AUM2	-	-
BSE0	BSD2	BSF6	BSE8	BSJ7	BSG4	BSL3	BSK5	A	A	-	-
BSE1	BSD3	BSF7	BSE9	BSJ8	BSG5	BSL4	BSK6	A	A	-	-
BSE2	BSD4	BSF8	BSF0	BSJ9	BSG6	BSL5	BSK7	A	A	-	-
BSE3	BSD5	BSF9	BSF1	BSK0	BSG7	BSL6	BSK8	A	A	-	-
BSE4	BSD6	BSG8	BSF2	BSK1	BSG8	BSL7	BSK9	A	A	-	-
BSE5	BSD7	BSG1	BSD7	BSK2	BSG9	BSL8	BSL0	A	A	-	-
BSE6	BSD8	BSG2	BSD8	BSK3	BSH0	BSL9	BSL1	A	A	-	-
BSE7	BSD9	BSG3	BSF5	BSK4	BSH1	BSP0	BSL2	A	A	-	-
-	TP03	-	AVV2	-	TP08	-	TO94	TP39	BBO1	-	-
-	TP04	-	AXP3	-	TP09	-	TO95	TP40	AYC7	-	-
4		4		2		4		10	10	3	3

A: Disponibile _ Available

NAT: Naturale_Natural SP: Spazzolato ST: Strutturato_Structured

SHADE VARIATION SLIGHT

Spessore - Thickness	Mosaico 36T	Mattoncino	Knit	Ensemble	Depot	Boule
	300x300 12"x12"	300x300 12"x12"	300x300 12"x12"	300x300 12"x12"	600x600 24"x24"	800x800 31½"x31½" ± 20 mm ST
Superficie - Surface	NAT	NAT	NAT	NAT	NAT	ST
Clear GC 01	TG77	TI26	COLD GC 01/02/03 TI31	-	-	COLD AUC0 WARM AUB9 solo / only GC 03
Perfect GC 02	TG78	TI27		TT63	-	
Ideal GC 03	TG79	TI28		-	-	
Type GC 04	TG80	TI29		-	-	
Classic GC 05	TG81	TI30	-	-		
Absolute GC 06	TG82	TI33	-	-		
Sugar GC 07	TO41	TO44	WARM GC 07/08/09 TO47	TT64	-	
Chamois GC 08	TO42	TO45		-	-	
Toffee GC 09	TG78	TI27		-	-	
Ginger GC 10	UO39	UP46	-	-		
Nebula GC 11	A	A	-	-		
Essence GC 12	A	A	-	-		
Journey GC 13	A	A	-	-		
Slight GC 14	A	A	-	-		
Youth GC 15	A	A	-	-		
Harmony GC 16	A	A	-	-		
Brave GC 17	A	A	-	-		
Lumina GC 18	A	A	-	-		
Iron GC 20	TQ57	TQ55	-	-	A	
Corten GC 21	TQ58	TQ56	-	-	-	
Pezzi per scatola Pieces for box	6	6	6	12	7	1

New

Sun	Writer	Mosaico Color	Cube	Globe	Globe Skin	Skin	Board					
								800x800 31½"x31½" ± 20 mm ST	800x800 31½"x31½" ± 20 mm ST	300x300 12"x12"	150x150 6"x6"	600x600 24"x24"
AUC7 solo / only GC 02	AUC3 solo / only GC 03	New Blue	New	New	New	New	New					
								A	A	A	A	-
								A	A	A	A	-
								-	-	-	-	-
								-	-	-	-	-
								A	A	A	A	-
								-	-	-	-	-
								-	-	-	-	-
								A	A	A	A	-
								A	A	A	A	-
								A	A	A	A	-
								-	-	-	-	-
								-	-	-	-	-
								-	-	-	-	-
								-	-	-	-	-
1	1	-	-	-	-	-	-					

A: Disponibile _ Available

NAT: Naturale_Natural SP: Spazzolato ST: Strutturato_Structured

Mosaico Color, Cube, Skin, Board, Globe, Globe Skin:
Decorazioni adatti esclusivamente per applicazione a rivestimento.
Decorations for wall use only.

SHADE VARIATION SLIGHT V2

SP NAT ST ST20mm

R9 SKID Resistance R10 SKID Resistance R11 SKID Resistance R11 SKID Resistance

Grandi Lastre

Accorgimenti specifici per l'applicazione delle grandi lastre in 6 mm di spessore

Mirage® raccomanda l'utilizzo a pavimento di lastre in spessore 6 mm per le sole applicazioni in ambito residenziale, commerciale a traffico leggero e comunque in contesti ove non vi sia passaggio di carichi puntuali pesanti o transito di carrelli a ruote dure.

Le lastre a 6mm, grazie al loro spessore ridotto, sono particolarmente indicate per la posa su pavimenti o rivestimenti preesistenti in marmo, pietra naturale, ceramica, senza la necessità di demolire la pavimentazione sottostante. Tale pavimentazione preesistente dovrà però essere planare, stabile, rigida e priva di rotture. In tutti questi casi sarà necessario valutare attentamente, assieme al progettista della pavimentazione, l'idoneità del sottofondo. In caso di dubbio sarà necessario valutare la necessità della demolizione e/o l'utilizzo di spessori tradizionali. La posa a pavimento su massetto di lastre in 6mm è invece fortemente condizionata dall'esecuzione ottimale dello stesso, dalla sua completa stagionatura, dal rispetto degli opportuni giunti di dilatazione nonché dalla posa a regola d'arte. Pertanto, in questi casi, per maggiore precauzione, Mirage® suggerisce l'utilizzo del gres porcellanato in spessore tradizionale.

In generale, per l'applicazione a pavimento delle lastre in spessore 6mm, l'adesivo (da scegliere insieme al progettista in base alle caratteristiche del cantiere) dovrà essere applicato secondo il metodo della doppia spalmatura, al fine di assicurare la perfetta distribuzione dello stesso e di garantire un'adesione ottimale, evitando la formazione di eventuali vuoti che potrebbero essere causa di rotture.

EN - Mirage® stresses that slabs 6 mm in thickness may only be used as flooring in residential and commercial environments that are subject to light traffic, and furthermore, in contexts where there is no circulation of heavy loads or hard-tyre trolleys.

Thanks to the reduced thickness, the 6 mm slabs are a good solution for laying over pre-existing floors or tiling in marble, natural stone or ceramics, and avoid the necessity of demolishing the underlying floor. Such pre-existing flooring must, however, be even, stable, rigid and without breakages. Even if the floor conforms to all the above conditions, it is still necessary, together with the flooring project manager, to evaluate the suitability of the underlying layer. If there are any doubts, the need for demolition and/or the use of traditional thickness must be evaluated. Successful laying of 6 mm slabs on a screed depends greatly on the skill with which it is laid, on its being left to cure completely and on the careful calculation of the appropriated junctures for dilation as well as being laid with due expertise. As a result, in these cases, Mirage® recommends the use of a traditional thickness porcelain stoneware.

In general, when laying a floor of 6 mm thick slabs, the adhesive (to be selected together with the project manager based on the characteristics of the construction) must

be applied using the double bonding technique, aimed at ensuring the perfect distribution of the adhesive to guarantee the best bond, avoiding the presence of any hollows that could cause breakages.

DE - Mirage® empfiehlt die Verwendung von Platten mit Stärke 6 mm als Bodenbelag nur für Anwendungen im Privatbereich und in Gewerbe- und Objektbereichen mit geringer Trittbelastung, oder in Bereichen, in denen zumindest keine Rollwagen mit harten Rädern zum Einsatz kommen oder schwere punktuelle Belastungen auftreten. Die 6 mm starken Platten eignen sich aufgrund ihrer geringen Stärke besonders für die Verlegung auf bestehenden Bodenbelägen oder Wandverkleidungen aus Marmor, Naturstein, Keramik, ohne dass der darunterliegende Belag zuvor entfernt werden muss. Dieser bereits vorhandene Boden muss jedoch eben, stabil, hart und bruchstabil sein. In all diesen Fällen muss die Eignung des Untergrundes gemeinsam mit dem Architekten oder Planer zuvor sorgfältig geprüft werden. Im Zweifelsfall muss die Notwendigkeit einer Entfernung des bestehenden Bodenbelags und/oder die Verwendung herkömmlicher Stärken in Erwägung gezogen werden.

Die Verlegung von 6 mm starken Platten auf Estrich hängt besonders von der optimalen Ausführung des Estrichs

**Precautions for 6mm big slabs applications.
Spezifische Hinweise für die Verlegung von 6 mm starken Platten als Bodenbelag.
Précautions nécessaires pour l'application au sol de plaques de 6 mm d'épaisseur.
Procedimientos específicos para la aplicación como pavimento de placas de 6 mm de espesor.**

selbst, von seiner vollständigen Reifung, der Beachtung der entsprechenden Ausdehnungsfugen sowie der nach den Regeln der Kunst ausgeführten Verlegung ab. Daher empfiehlt Mirage® in diesen Fällen die Verwendung von Feinsteinzeug mit herkömmlicher Stärke. Im Allgemeinen muss bei der Verlegung von 6 mm starken Platten als Bodenbelag der Klebstoff (der zusammen mit dem Planer nach den Eigenschaften des Verwendungsorts ausgewählt wird) doppelt aufgetragen werden (sowohl auf dem Untergrund als auch auf der Rückseite der Platte), um eine perfekte Verteilung und eine optimale Haftung zu gewährleisten und die Bildung von Hohlräumen zu vermeiden, die zu Bruch führen könnten.

FR - Mirage® recommande l'utilisation au sol de plaques de 6 mm d'épaisseur uniquement pour des applications dans un contexte résidentiel et commercial à faible affluence ainsi que dans des contextes dépourvus de passages de charges ponctuelles lourdes ou de chariots à roues dures. Les plaques de 6 mm d'épaisseur, grâce à leur épaisseur réduite, sont particulièrement adaptées à une pose sur des sols ou des revêtements préexistants en marbre, en pierre naturelle et en céramique, sans impliquer la démolition de la sous-couche. Cette sous-couche préexistante devra toutefois être plane, stable, rigide et privée de ruptures. Il sera dans tous les cas nécessaire d'évaluer attentivement, avec le concepteur du sol, la conformité de la sous-couche. En cas de doute, il sera nécessaire d'évaluer la nécessité de la démolition et/ou l'utilisation d'épaisseurs traditionnelles. La pose au sol de plaques de 6 mm sur un fond est, au contraire, fortement conditionnée par l'exécution optimale de celui-ci, par son séchage complet, par le respect des joints de dilatation adaptés ainsi que par la pose à effectuer dans les règles de l'art. Ainsi, dans ce cas, pour plus de précaution, Mirage® suggère l'utilisation du grès cérame dans une épaisseur traditionnelle. En général, pour l'application au sol des plaques de 6 mm d'épaisseur, l'adhésif (à choisir avec le concepteur en fonction des caractéristiques du chantier) devra être appliqué suivant la méthode du double encollage afin de garantir non seulement la répartition parfaite de ce dernier mais aussi une adhérence optimale, en évitant ainsi la formation de vides éventuels qui pourrait provoquer des ruptures.

ES - Mirage® recomienda la utilización como pavimento de las placas de 6 mm de espesor solo para aplicaciones en ámbito residencial, en ambientes comerciales con tránsito reducido y, en cualquier caso, en contextos sin el paso de cargas pesadas localizadas o tránsito de

carretillas con ruedas duras.

Gracias a su reducido espesor, las placas de 6 mm están especialmente indicadas para la colocación sobre pavimentos o revestimientos preexistentes de mármol, piedra natural o cerámica, sin necesidad de demoler la pavimentación sobre la que se apoya. La pavimentación preexistente deberá ser, de cualquier modo, plana, estable, rígida y sin roturas. En todos estos casos, deberá analizarse atentamente, junto con el proyectista de la pavimentación, si la base es adecuada. En caso de dudas, habrá que considerar si es necesaria la demolición y/o la utilización de espesores tradicionales.
















La colocación como pavimento sobre solera de las placas de 6 mm dependerá en gran medida de la óptima ejecución de la misma, de su completo curado, de que se respeten las juntas de dilatación necesarias, así como de una colocación adecuada. Para mayor precaución en estos casos, Mirage® sugiere la utilización del gres porcelánico de espesor tradicional.

En general, para la aplicación como pavimento de las placas de 6 mm espesor, el adhesivo (a elegir junto con el proyectista según las características del lugar de la obra) deberá utilizarse con la técnica del doble encolado, con el fin de garantizar la distribución perfecta del mismo y una óptima adherencia, evitando que se formen posibles vacíos que pudieran ocasionar roturas.

Caratteristiche Tecniche

TECHNICAL SPECIFICATIONS / TECHNISCHE EIGENSCHAFTEN CARACTÉRISTIQUES TECHNIQUES / CARACTERÍSTICAS TÉCNICAS / 技术特征

STANDARD EN 14411 - G

	CARATTERISTICHE TECNICHE TECHNICAL DATA TECHNISCHE DATEN CARACTERISTIQUES TECHNIQUES CARACTERÍSTICAS TÉCNICAS 技术特征	NORMA STANDARD NORM NORME NORMA 标准	VALORI PRESCRITTI DALLE NORME EN 14411 - G INTERNATIONAL STANDARDS EN 14411 - G INTERNATIONALE NORMWERTE EN 14411 - G VALEURS PREVUES PAR LES NORMES EN 14411 - G VALORES PREVISTOS POR LAS NORMAS EN 14411 - G EN 14411 - G标准规定值	*VALORE MEDIO MIRAGE MIRAGE AVERAGE VALUE MIRAGE MITTELWERT VALEURS MOYEN MIRAGE VALOR MEDIO MIRAGE MIRAGE平均值			
CARATTERISTICHE DIMENSIONALI - SIZE CHARACTERISTICS MASSEIGENSCHAFTEN - CARACTERISTIQUES DIMENSIONELLES CARACTERÍSTICAS DIMENSIONALES - 尺寸特征							
	LATI - SIDES - SEITEN COTES - CANTOS - 侧边	EN ISO 10545-2	± 0,3% MAX (± 1,0 mm MAX)	CONFORME COMPLYING			
	SPESORE - THICKNESS - DICKE EPAISSEUR - ESPESOR - 厚度	EN ISO 10545-2	± 5,0% MAX (± 0,5 mm MAX)	CONFORME COMPLYING			
	RETTILINEITÀ DEGLI SPIGOLI - STRAIGHTNESS OF SIDES GERADLINIGKEIT DER KANTEN - RECTITUDE DES ARETES RECTIDUD DE LOS CANTOS - 边角平直度	EN ISO 10545-2	± 0,3% MAX (± 0,8 mm MAX)	CONFORME COMPLYING			
	ORTOGONALITÀ - RECTANGULARITY RECHTWINKLIGKEIT - PERPENDICULARITÉ ORTOGONALIDAD - 垂直度	EN ISO 10545-2	± 0,3% MAX (± 1,5 mm MAX)	CONFORME COMPLYING			
	PLANARITÀ - SURFACE FLATNESS EBENFLÄCHIGKEIT - PLANEITÉ DE SURFACE PLANEIDAD - 平整度	EN ISO 10545-2	± 0,4% MAX (± 1,8 mm MAX)	CONFORME COMPLYING			
	ASSORBIMENTO D'ACQUA - WATER ABSORPTION WASSERAUFNAHME - ABSORPTION D'EAU ABSORCIÓN DE AGUA - 吸水率	EN ISO 10545-3	≤ 0,5%	≤ 0,1%			
	RESISTENZA ALLA FLESSIONE - FLEXION RESISTANCE BIEGEFESTIGKEIT - RESISTANCE A LA FLEXION RESISTENCIA A LA FLEXIÓN - 抗弯强度	EN ISO 10545-4	S ≥ 700 N (< 7,5 mm) S ≥ 1.300 N (> 7,5 mm) R ≥ 35 N/mm².	φ6 mm: S ≥ 1.100N R ≥ 45 N/mm² φ9 mm: S ≥ 2.400N R ≥ 48 N/mm² φ12 mm: S ≥ 4.000N R ≥ 48 N/mm² φ20 mm: S ≥ 12.500N R ≥ 48 N/mm² φ30 mm: S ≥ 26.000N R ≥ 48 N/mm²			
	RESISTENZA ALL'URTO - IMPACT RESISTANCE STOSSFESTIGKEIT - RESISTANCE AUX CHOCS RESISTENCIA A LOS GOLPES - 抗冲击强度	EN ISO 10545-5	VALORE DICHIARATO DECLARED VALUE	> 0,80			
	RESISTENZA ALL'ABRASIONE - ABRASION RESISTANCE ABRIEFESTIGKEIT - RESISTANCE A L'ABRASION RESISTENCIA A LA ABRASIÓN - 耐磨强度	EN ISO 10545-6	≤ 175 mm³	< 150 mm³			
	COEFFICIENTE DI DILATAZIONE TERMICA LINEARE - COEFFICIENT OF LINEAR THERMAL-EXPANSION - LINEARER WÄRMEAUDEHNUNGSKOEFFIZIENT - COEFFICIENT DE DILATATION THERMIQUE LINEAIRE - COEFICIENTE DE DILATACIÓN TÉRMICA LINEAL - 线性热膨胀系数	EN ISO 10545-8	—	α=6,6x10 ⁻⁶ °C ⁻¹			
	RESISTENZA AGLI SBALZI TERMICI - RESISTANCE TO THERMAL SHOCKS - BESTÄNDIGKEIT GEGEN TEMPERATURSCHWANKUNGEN - RESISTANCE AUX CHOCS THERMIQUES - RESISTENCIA A LOS CHOQUES TÉRMICOS - 耐热突变性	EN ISO 10545-9	TEST SUPERATO SECONDO EN ISO 10545-1 PASS ACCORDING EN ISO 10545-1	NESSUN DANNO NO DAMAGE			
	RESISTENZA AL GELO - FROST RESISTANCE FROSTBESTÄNDIGKEIT - RESISTANCE AU GEL RESISTENCIA AL HIELO - 耐冻性	EN ISO 10545-12	TEST SUPERATO SECONDO EN ISO 10545-1 PASS ACCORDING EN ISO 10545-1	NESSUN DANNO NO DAMAGE			
	RESISTENZA ALL'ATTACCO CHIMICO - RESISTANCE TO CHEMICALS CHEMIKALIENBESTÄNDIGKEIT - RESISTANCE A L'ATTAQUE CHIMIQUE RESISTENCIA QUÍMICA - 耐化学品作用	EN ISO 10545-13	B MIN.	A LA HA			
	RESISTENZA ALLE MACCHIE - RESISTANCE TO STAINS FLECKENBESTÄNDIGKEIT - RESISTANCE AUX TACHES RESISTENCIA A LAS MANCHAS - 防污性	EN ISO 10545-14	VALORE DICHIARATO DECLARED VALUE	5			
	CESSIONE DI PIOMBO E CADMIO - LEAD AND CADMIUM DISCHARGE ABGABE VON BLEI UND CADMIUM - PERTE DE PLOMB ET CADMIUM CESIÓN DE PLOMO Y CADMIO - 铅和镉的排放	EN ISO 10545-15	VALORE DICHIARATO DECLARED VALUE	< AL LIMITE DI RILEVAMENTO < THAN INSTRUMENT LIMIT			
			NAT	ST	SP	ST 20/30mm	
		DM 236/89 BCRA	> 0,40	> 0,40	> 0,40	> 0,40	
		ANSI A326.3	Wet and Dry	≥ 0,42	≥ 0,55	≥ 0,42	≥ 0,55
		AS 4586	-	P2	P5	P2	P5
		DIN 51130	-	R10	R11	R9	R11
		DIN 51097	-	A	A+B+C	A	A+B+C
		UNE 41901	≥ CL1	CL2	CL3	CL1	CL3
		BS 7976 sl.96-4S	Wet and Dry	≥ 0,36	≥ 0,36	≥ 0,36	≥ 0,36
		BS 7976 sl.55-TRL	Wet and Dry	-	≥ 0,36	-	≥ 0,36

* Per i certificati specifici, contattare Mirage SpA - For specific certificates, please contact Mirage SPA - Für die speziellen Zertifikate wenden Sie sich bitte an Mirage SpA
Pour les certificats spécifiques, veuillez contacter Mirage SPA - Para los certificados específicos, contactar Mirage SPA - 关于具体的证书, 请联系Mirage Spa公司

MIRAGE[®]
INSPIRING BETTER LIVING

Mirage Granito Ceramico S.p.a.

Uffici e Stabilimento

41026 - Pavullo (MO) ITALY

Via Giardini Nord, 225

Tel. +39 0536 29611

Fax +39 0536 21065

info@mirage.it

www.mirage.it



Ceramics of Italy



Mirage.it

